

How to create a Gmail account

'Google mail' or 'Gmail' is a web-based email account in which emails are stored on the internet rather than on your computer. Internet email can be a flexible option as you can access emails from any computer that has internet access – for example, at internet cafés – anywhere in the world.

In this guide, we're going to show you how to get started with email by creating an account in Gmail.

NB. We are using Chrome as our browser, however other browsers such as Internet Explorer and Firefox will look similar.

You'll need:

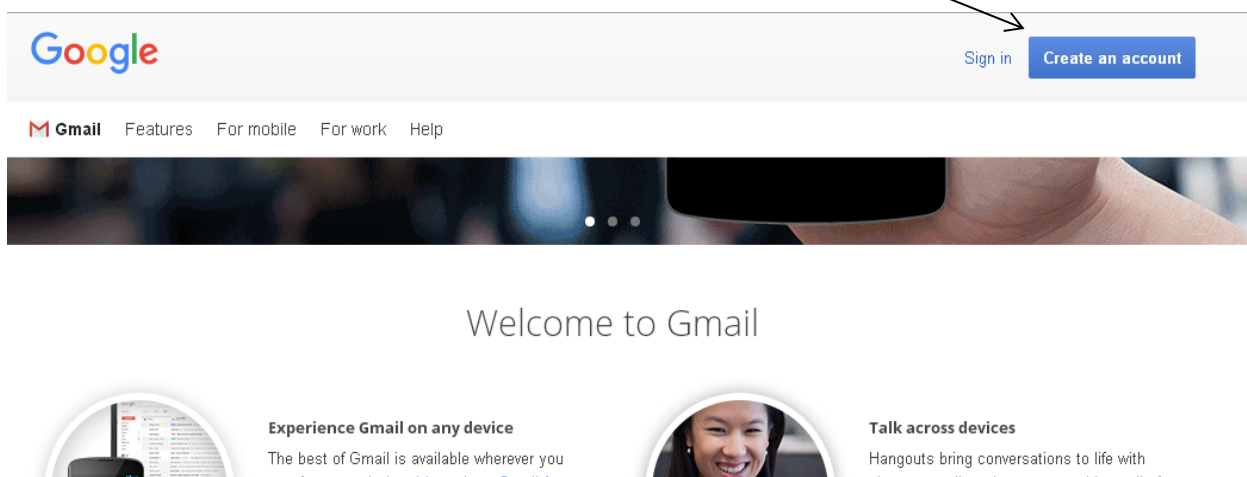
- a computer with internet access.

Follow these step-by-step instructions to create a Gmail account

Step 1: Open up your internet browser and go to the Google home page:
<http://www.google.co.uk>.

Step 2: Click on **Gmail** at the top right corner of the page.

Step 3: You'll now be in the 'Sign in' section. As you don't have a Google account yet, you need to create one. Click **Create an account**.



The screenshot shows the Google homepage with the Google logo on the left. On the right, there are two buttons: 'Sign in' and 'Create an account'. An arrow points from the text 'Click **Create an account**' to the 'Create an account' button. Below the navigation bar, there is a banner with the text 'Welcome to Gmail' and two promotional cards. The first card is titled 'Experience Gmail on any device' and features an image of a smartphone. The second card is titled 'Talk across devices' and features an image of a woman's face.

Step 4: Complete the form filling in all details and then click **Next Step** when finished.

Create your Google Account

A Google Account is all you need

to get you into everything Google.



Take it all with you

on your devices, and pick up wherever you left off.



Name

First Last

Choose your username

@gmail.com

Create a password

Confirm your password

Birthday

Month Day Year

Gender

I am...


Mobile phone

+44

Your current email address

Prove you're not a robot

Skip this verification (phone verification may be required)



Type the text:

Location

United Kingdom

[Next step](#)

Note: You do not have to supply a telephone number to register or current email address, these can be left blank

Step 5: The agreement window will appear, read through the policy, you must scroll to the bottom for the **I AGREE** button to become active,

Click on this button **I AGREE**.

Why we process it

We process this data for the purposes described in [our policy](#), including to:

- Help our services deliver more useful, customized content such as more relevant search results;
- Improve the quality of our services and develop new ones;
- Deliver ads based on your interests, including things like searches you've done or videos you've watched on YouTube;
- Improve security by protecting against fraud and abuse; and
- Conduct analytics and measurement to understand how our services are used.

Combining data

We also combine data among our services and across your devices for these purposes. For example, we show you ads based on information from your use of Search and Gmail, and we use data from trillions of search queries to build spell-correction models that we use across all of our services.

CANCEL

I AGREE


Step 6: Your account will not be created and the **Welcome! Window** will show,

Click on the **Continue to Gmail button** to open up the Inbox for your gmail account and you are ready to send and receive emails

Welcome!

Your new email address is

Thanks for creating a Google Account. Use it to subscribe to channels on YouTube, video chat for free, save favorite places on Maps, and lots more.



Continue to Gmail

